




# KALMAN HAFNER

## Firmware update procedure for Precision Legend 2.0

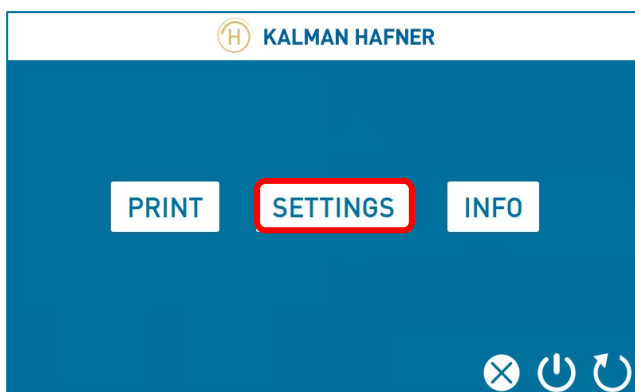


→ STEP 1: Copy the update file (\*filename.mpi) to a USB Drive's root folder

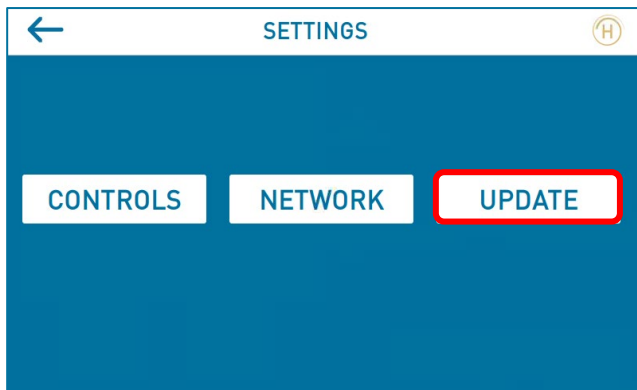
**i**NOTE: The name of the update file is different based on firmware versions



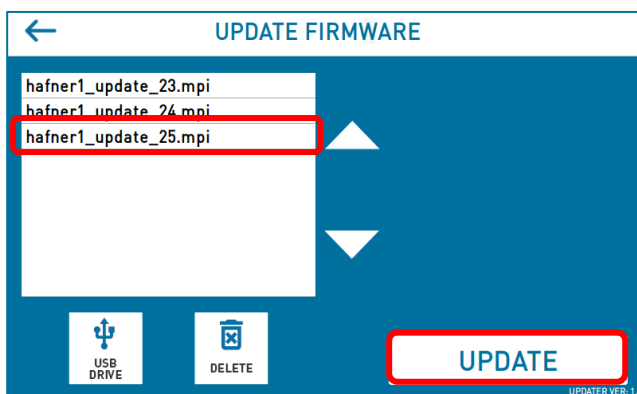
→ STEP 2: Insert the USB Drive with the update file at the back of the printer



→ STEP 3: Press **SETTINGS**



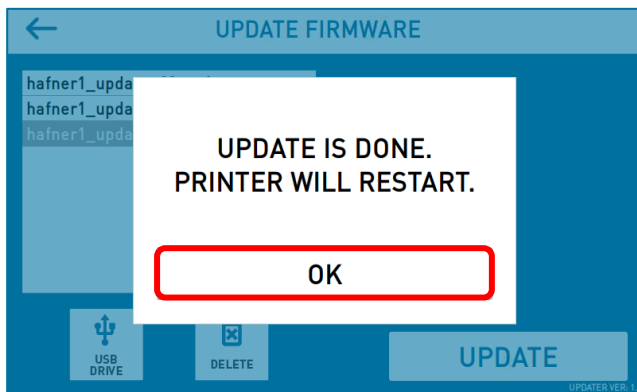
→ STEP 4: Press **UPDATE**



→ STEP 5: Press the update file  
**\*filename.mpi**

**i** NOTE: The filename depends on actual version and can be different

→ STEP 6: Press **UPDATE**



→ STEP 7: Press **OK**